



COUNTY

St. Johns, FL

Rank **#2** of 67 ranked counties in Florida

Health Outcomes

Health Outcomes tell us how long people live on average within a community, and how much physical and mental health people experience in a community while they are alive.

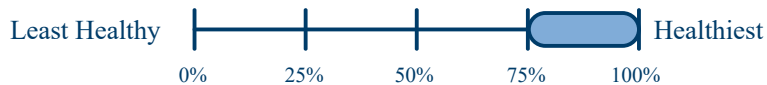
St. Johns (SJ) is ranked among the healthiest counties in Florida (Highest 75%-100%).

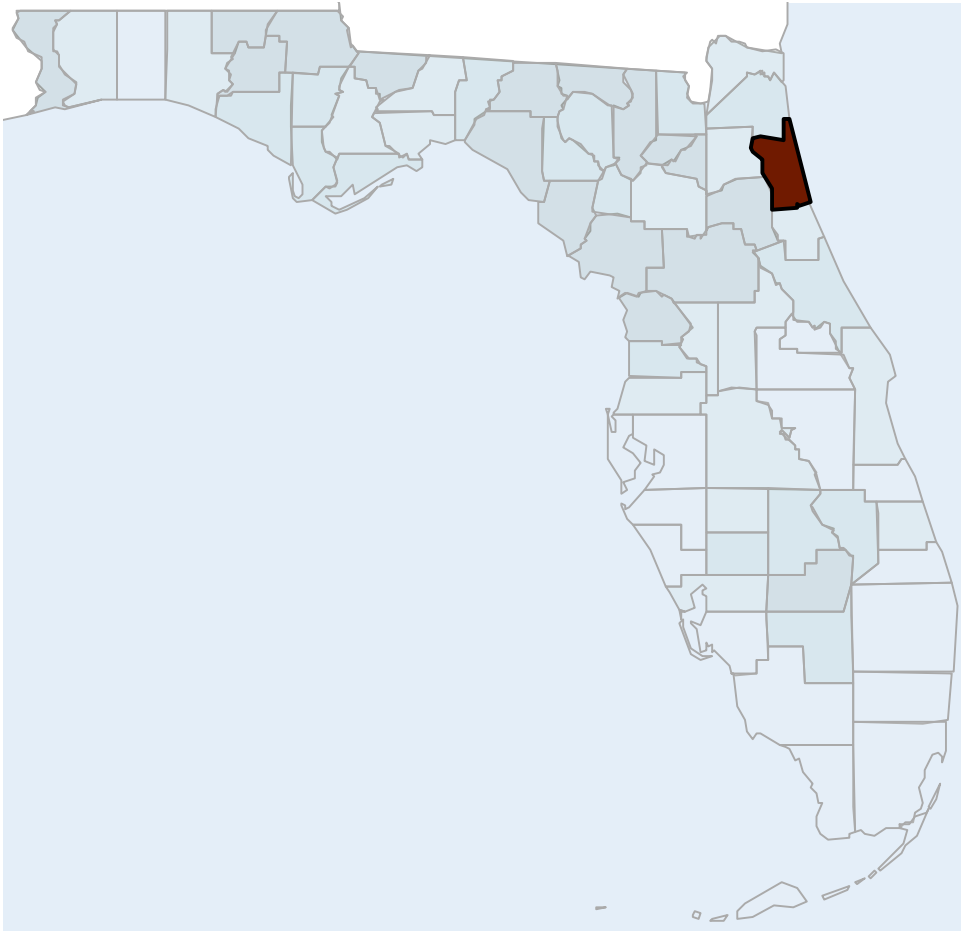


Health Factors

Many things influence how well and how long we live. Health Factors represent those things we can improve to live longer and healthier lives. They are indicators of the future health of our communities.

St. Johns (SJ) is ranked among the healthiest counties in Florida (Highest 75%-100%).





County Demographics

The health of a place results from past and present policies and practices. The land known as St. Johns County, along with the entirety of the U.S., has been home for many thousands of years to hundreds of Indigenous nations. Native Land Digital "strives to create and foster conversations about the history of colonialism, Indigenous ways of knowing, and settler-Indigenous relations."





St. Johns County, Florida is Metropolitan (intersecting an urban core area of 50,000 or more population). In St. Johns County, 23.8% of the population lives in a low population density area (500 or fewer people per square mile and less than 2,500 people).

Show More

County Snapshot

Show areas to explore Show areas of strength Trends Available

Health Outcomes					
Length of Life		St. Johns County	Florida	United States	—
Premature Death		5,300	7,500	7,300	▼
Quality of Life		St. Johns County	Florida	United States	—
Poor or Fair Health		12%	13%	12%	▼
Poor Physical Health Days		3.0	3.0	3.0	▼
Poor Mental Health Days		4.9	4.2	4.4	▼
Low Birthweight		7%	9%	8%	▼
Additional Health Outcomes (not included in overall ranking)					+
Health Factors					
Health Behaviors		St. Johns County	Florida	United States	—
Adult Smoking		15%	16%	16%	▼
Adult Obesity		25%	28%	32%	▼
Food Environment Index		8.5	6.9	7.0	▼
Physical Inactivity		18%	26%	22%	▼
Access to Exercise Opportunities		86%	88%	84%	▼
Excessive Drinking		23%	17%	19%	▼
Alcohol-Impaired Driving Deaths		21%	22%	27%	▼
Sexually Transmitted Infections		233.1	465.7	481.3	▼
Teen Births		8	18	19	▼
Additional Health Behaviors (not included in overall ranking)					+
Clinical Care		St. Johns County	Florida	United States	—
Uninsured		10%	15%	10%	▼
Primary Care Physicians		1,050:1	1,380:1	1,310:1	▼
Dentists		1,960:1	1,580:1	1,380:1	▼
Mental Health Providers		770:1	510:1	340:1	▼
Preventable Hospital Stays		2,442	3,186	2,809	▼

Mammography Screening		51%	40%	37%	▼
Flu Vaccinations		56%	49%	51%	▼
Additional Clinical Care (not included in overall ranking)					+
Social & Economic Factors		St. Johns County	Florida	United States	—
High School Completion		95%	89%	89%	▼
Some College		74%	64%	67%	▼
Unemployment		3.0%	4.6%	5.4%	▼
Children in Poverty		7%	18%	17%	▼
Income Inequality		4.4	4.6	4.9	▼
Children in Single-Parent Households		16%	28%	25%	▼
Social Associations		6.0	7.0	9.1	▼
Injury Deaths		72	87	76	▼
Additional Social & Economic Factors (not included in overall ranking)					+
Physical Environment		St. Johns County	Florida	United States	—
Air Pollution - Particulate Matter		8.4	7.8	7.4	▼
Drinking Water Violations		Yes			▼
Severe Housing Problems		12%	19%	17%	▼
Driving Alone to Work		73%	76%	73%	▼
Long Commute - Driving Alone		42%	43%	37%	▼
Additional Physical Environment (not included in overall ranking)					+

Note: Blank values reflect unreliable or missing data.